

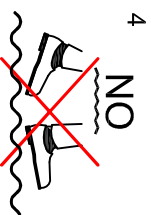



TECHNICAL RECOMMENDATIONS:

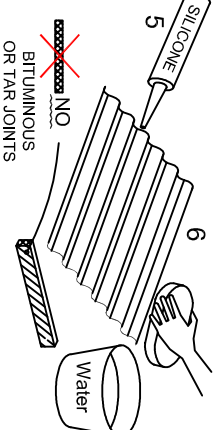


1. PROTECT THE SHEETS BY THE SUN AND RAIN
2. INSTALL THE SHEETS ALWAYS WITH THE UV PROTECTED LAYER FACING

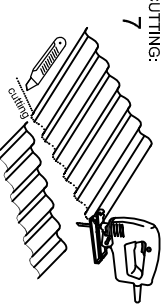


3. SOLID POLYCARBONATE SHEETS CAN NOT BE WALKED UPON
4. DO NOT WALK ONTO THE SHEETS AT ANY TIME. FOLLOW SAFETY REGULATIONS AND SAFE METHODS OF INSTALLATION

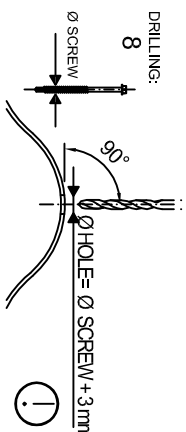
POLYCARBONATE SUFFER THE CHEMICAL ATTACK OF SOME PRODUCTS, THEREFORE:



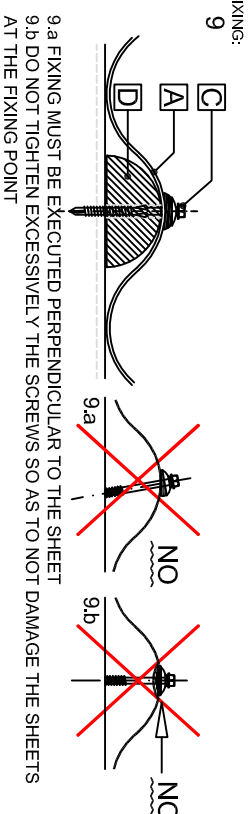
5. USE ONLY COMPATIBLE CLEAR SILICONE FOR THE SEALING
6. USE ONLY WATER AND MILD DETERGENTS FOR THE CLEANING



7. CUTTING OF THE SHEETS CAN BE EXECUTED ON SITE BY MEANS OF A HACK SAWING MACHINE (1) OR OF A CUTTER (2).



8. DRILLING OF THE SHEETS CAN BE EXECUTED ON SITE BY MEANS OF A DRILL AND SUITABLE HEADS. THE HOLE MUST BE 3mm WIDER THAN SCREW GAUGE OR A SLOT ALONG THE LENGTH



9. a FIXING MUST BE EXECUTED PERPENDICULAR TO THE SHEET
9. b DO NOT TIGHTEN EXCESSIVELY THE SCREWS SO AS TO NOT DAMAGE THE SHEETS AT THE FIXING POINT



10. LOADINGS AND SPACINGS CHECK OUR TECHNICAL LITERATURE TO DETERMINE LOADING AND SPACING OF THE WHOLE SYSTEM

